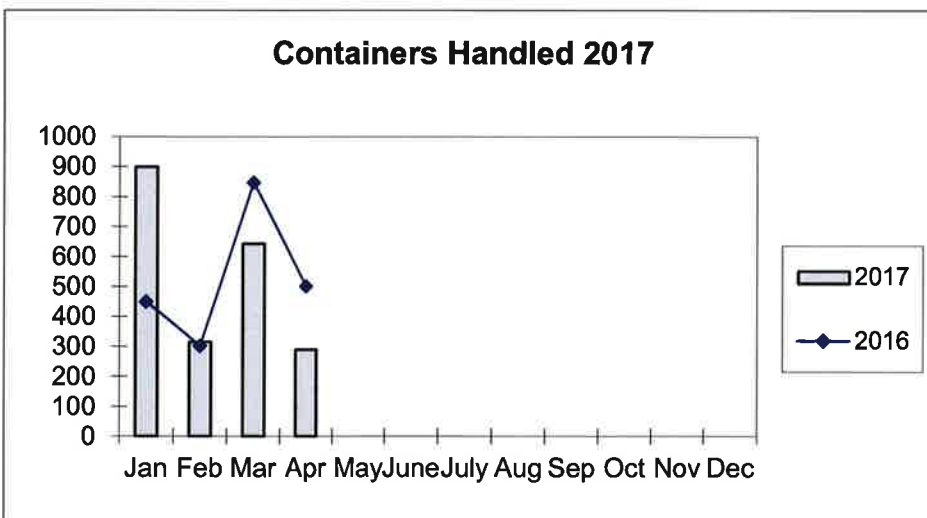
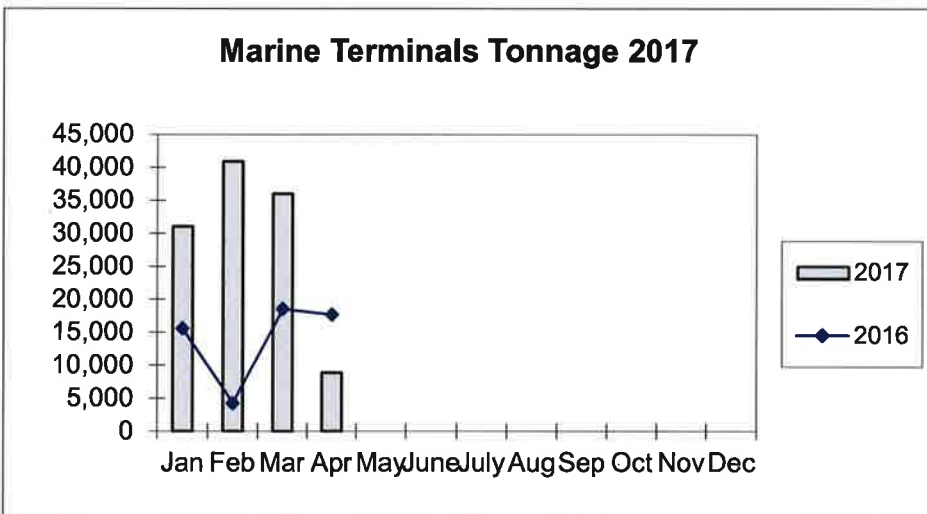
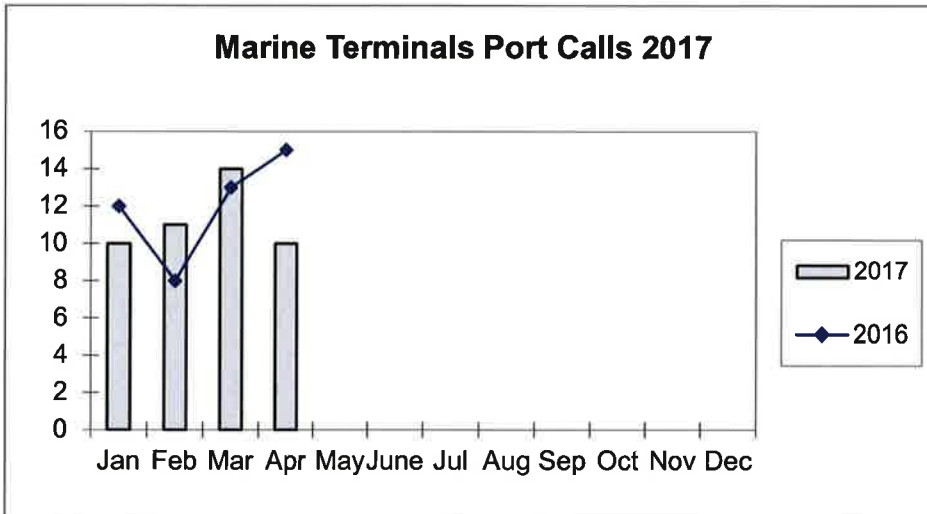


**Port of Everett
Marine Terminals Tonnage Through April 2017**



**Port of Everett
Marine Terminals Tonnage Through April 2017**

Port Calls			2017	2016
Port calls YTD			45	48
	ships		28	26
	barges		17	22
Port calls this month		April	10	15
	ship		7	8
	barge		3	7
Port calls last month		March	14	13
	ship		10	7
	barge		4	6
Tonnage			2017	2016
Short Tons YTD			116,915	56,149
	In (general)		24,318	24,311
	In (cement)		26,909	17,327
	Out		19,358	14,511
	Out (logs)		46,330	-
Short tons This Month		April	8,903	17,703
	In (general)		5,698	7,102
	In (cement)		-	6,211
	Out		3,205	4,390
	Out (logs)		-	-
Short tons Last Month		March	36,006	18,031
	In (general)		4,026	8,203
	In (cement)		-	6,397
	Out		8,495	3,431
	Out (logs)		23,485	-
Container Statistics			2017	2016
Number of Units YTD			2,147	2,061
	In		1,334	1,307
	Out		813	754
Number of Units This Month		April	290	501
	In		211	266
	Out		79	235
Number of Units Last Month		March	643	807
	In		259	603
	Out		384	204

**Port of Everett
Marine Terminals Statistics Through April 2017**

