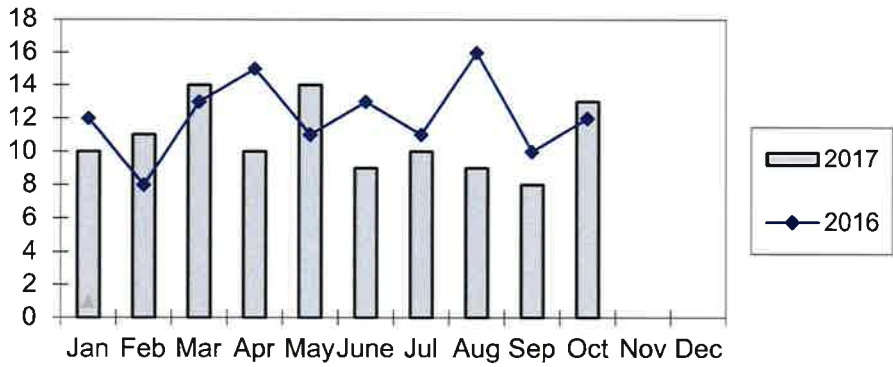
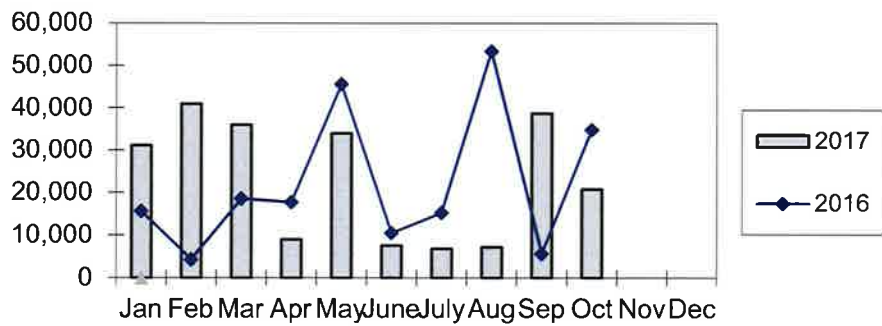


**Port of Everett  
Marine Terminals Statistics Through October 2017**

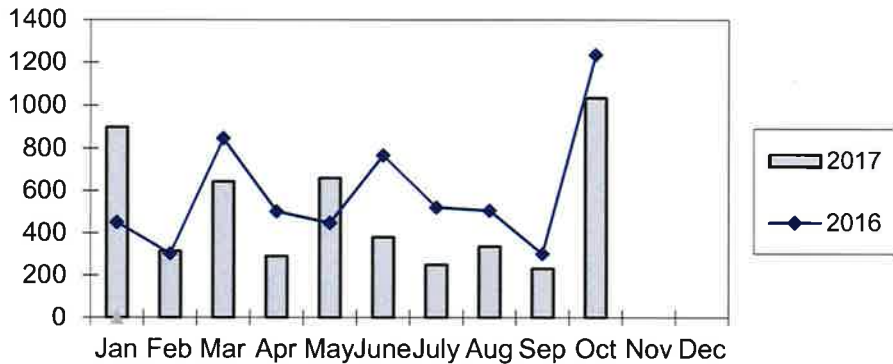
**Marine Terminals Port Calls 2017**



**Marine Terminals Tonnage 2017**



**Containers Handled 2017**



**Port of Everett  
Marine Terminals Statistics Through October 2017**

<b>Port Calls</b>			<b>2017</b>	<b>2016</b>
Port calls YTD			108	121
	ships		74	71
	barges		34	50
Port calls this month		Oct	13	12
	ship		8	9
	barge		5	3
Port calls last month		Sep	8	10
	ship		6	5
	barge		2	5
<b>Tonnage</b>			<b>2017</b>	<b>2016</b>
Short Tons YTD			231,542	221,363
	In (general)		45,599	55,598
	In (cement)		33,179	28,771
	Out (general)		49,167	40,743
	Out (logs)		103,597	96,251
Short tons this month		Oct	20,685	34,826
	In (general)		3,496	4,678
	In (cement)		6,270	-
	Out (general)		10,919	10,206
	Out (logs)		-	19,942
Short tons last month		Sep	38,671	5,603
	In (general)		2,244	4,247
	In (cement)		-	-
	Out (general)		1,240	1,356
	Out (logs)		35,187	-
<b>Container Statistics</b>			<b>2017</b>	<b>2016</b>
Number of Units YTD			5,037	5,842
	In		2,843	3,650
	Out		2,194	2,192
Number of Units This Month		Oct	1,035	1,237
	In		454	649
	Out		581	588
Number of Units Last Month		Sep	231	302
	In		147	206
	Out		84	96

**Port of Everett  
Marine Terminals Statistics Through October 2017**

